

Aegon Ethical Cautious Managed A Acc

Morningstar Category Index

75%LB Sterling Agg25%MSCI Wld Free ND

Used throughout report

Fund Benchmark

FTSE All-Share Index

Morningstar Rating™

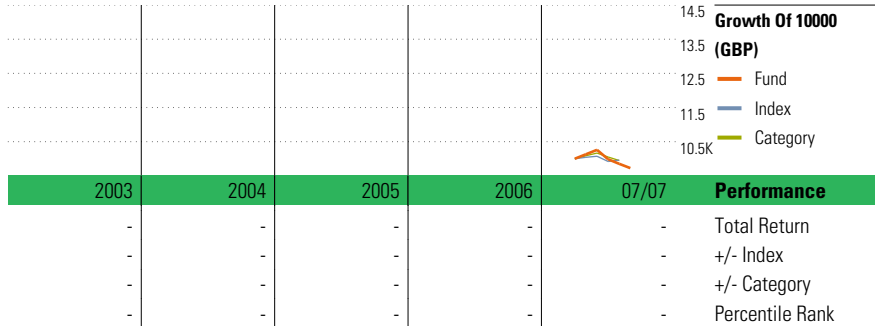
—

Morningstar Category™

Sterling Cautious Balanced

Investment Objective

The fund seeks to provide a combination of income and long term capital growth by investing in a diversified range of UK equities, bonds and cash. Equities will be limited to a maximum of 60% of the portfolio value at all times.



Standardised Performance

Yr to	Yr to	Yr to	Yr to	Yr to
30 jun 03	30 jun 04	30 jun 05	30 jun 06	30 jun 07
-	-	-	-	-

12 Months Total Return (mid to mid). Source: Morningstar, basic rate tax, net income reinvested. This table complies with the FSA's regulations to compare different products from different providers.


Trailing Returns (28 Aug 2007)

	Return %	+/-Idx	+/-Cat
3 Months	-5.21	-4.69	-2.40
6 Months	-	-	-
1 Year	-	-	-
3 Years Annualised	-	-	-
5 Years Annualised	-	-	-

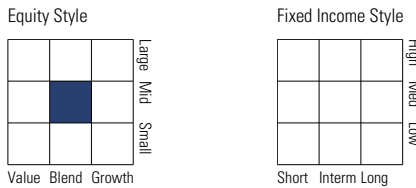
Quarterly Returns

	1st qtr	2nd qtr	3rd qtr	4th qtr
2007	-	-0.15	-	-

Portfolio 31 Jul 2007



Morningstar Style Box



Risk Profile

3 Year Risk Measures

3-Yr Alpha	-	3-Yr Sharpe Ratio	-
3-Yr Beta	-	3-Yr Std Dev	-
3-Yr R-Squared	-		
Information Ratio	-		
Tracking Error	-		

Calculations use 75%LB Sterling Agg25%MSCI Wld Free ND (where applicable)

Top 10 Holdings

Sector	% Port
Vodafone Grp	2.68
White City Pty Fin 5.1202% ...	2.14
Southern Gas Networks FRN 20...	2.00
Kreditanstalt Fur Wiederaufb...	1.99
Xstrata	1.97
FRESHWATER FINANCE	1.88
BG Grp	1.80
Qbe Ins Grp 5.625% 2009-09-28	1.77
I.B.R.D. (World Bank) 5.4% 2...	1.73
Pacific Life Fdg 6% 2013-08-16	1.62
Total Holdings	153
Total Stock Holdings	109
Total Bond Holdings	41
Assets in Top 10 Holdings	19.58

Sector Weightings

Sector	% Equity
Information	12.48
Software	1.43
Hardware	0.32
Media	4.23
Telecommunications	6.51
Service	57.03
Healthcare	5.23
Consumer Services	6.75
Business Services	23.91
Financial Services	21.14
Manufacturing	30.49
Consumer Goods	3.69
Industrial Materials	13.65
Energy	8.76
Utilities	4.39

Top 10 Countries

Country	% Equity
United Kingdom	98.46
Netherlands	0.50
Canada	0.46
Cayman Islands	0.36
Australia	0.22

World Regions

Region	% Equity
Greater Europe	98.96
Americas	0.82
Greater Asia	0.22

Operations

Fund Company	AEGON Fund Management...	Domicile	United Kingdom	Minimum Initial Purchase	500 GBP
Phone	+44 (0)870 609 0101	Currency	Pound Sterling	Minimum Additional Purchase	50 GBP
Website	www.abetterway.co.uk	UCITS	Yes	Minimum Monthly Investment	- GBP
Inception Date	1 Mar 2007	Inc/Acc	Inc	Annual Management Fee	1.25%
Fund Manager		Dividend Paying Frequency	N/A		
Manager Start Date	-	ISIN	GB00B1N9DX45		
NAV (28 Aug 2007)	0.98 GBP	IMA Sector	Cautious Managed		
Total Net Assets (mil)	10.04 GBP	ISA	Yes		
		PEP	Yes		

© 2007 Morningstar. All Rights Reserved. The information, data, analyses and opinions ("Information") contained herein (1) include Morningstar's confidential and proprietary information (2) may not be copied or redistributed, (3) do not constitute investment advice (4) are provided solely for informational purposes (5) are not warranted to be complete, accurate or timely and (6) are drawn from fund data published on various dates. The information is provided for Financial Advisers only. The information is provided to you at your own risk. Morningstar is not responsible for any trading decisions, damages or other losses related to the information or its use. Please verify all of the information before using it and don't make any investment decision except upon the advice of a professional financial adviser. Past performance is no guarantee of future results. The value and income derived from investments can go up or down.