

Henderson Industries of the Future

Morningstar Category Index

MSCI World Free Ndtr_D

Used throughout report

Fund Benchmark

FTSE All Share

Morningstar Rating™

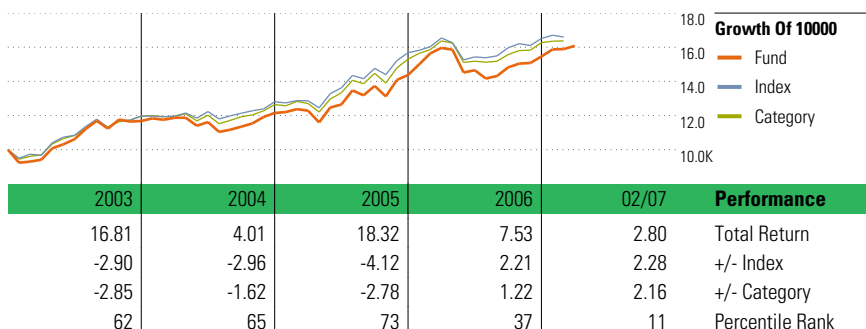
★★★

Morningstar Category™

Global Large-Cap Blend Equity

Investment Objective

To aim to provide capital growth by investing in companies that meet the ethical criteria applied by the ACD. The Fund may invest in companies in any economic sector and any area of the world



	2003	2004	2005	2006	02/07	Performance
Total Return	16.81	4.01	18.32	7.53	2.80	Total Return
+/- Index	-2.90	-2.96	-4.12	2.21	2.28	+/- Index
+/- Category	-2.85	-1.62	-2.78	1.22	2.16	+/- Category
Percentile Rank	62	65	73	37	11	Percentile Rank

Standardised Performance

Yr to	Yr to	Yr to	Yr to	Yr to
31 mar 03	31 mar 04	31 mar 05	31 mar 06	31 mar 07
-37.09	26.16	3.49	29.95	0.73

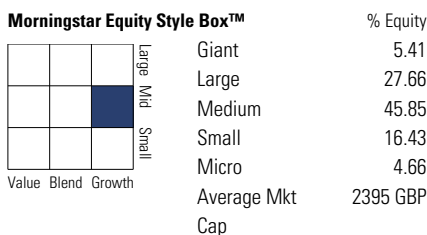

12 Months Total Return (mid to mid). Source: Morningstar, basic rate tax, net income reinvested. This table complies with the FSA's regulations to compare different products from different providers.

Trailing Returns (27 Mar 2007)

	Return %	+/-Idx	+/-Cat
3 Months	4.20	2.16	1.27
6 Months	10.38	3.43	1.74
1 Year	1.94	-1.17	-0.89
3 Years Annualised	11.07	-1.26	-0.88
5 Years Annualised	1.61	-2.03	-2.05

Quarterly Returns

	1st qtr	2nd qtr	3rd qtr	4th qtr
2007	4.03	-	-	-
2006	11.05	-8.20	1.11	4.32
2005	1.11	2.91	8.64	4.66
2004	1.62	-2.12	-2.32	7.06
2003	-5.91	12.80	5.85	3.98

Portfolio 31 Oct 2006

Risk Profile

3 Year Risk Measures	Value	Ratio	Value
Alpha	-3.86	Sharpe Ratio	0.50
Beta	1.33	Standard Dev	12.09
R-Squared	84.05		
Information Ratio	-0.21		
Tracking Error	5.16		

Calculations use MSCI World Free Ndtr_D (where applicable)

Top 10 Holdings

Company	Sector	% Port
Apple Computer, Inc.	Information	2.01
McGraw-Hill Companies, Inc.	Software	1.90
Stericycle, Inc.	Hardware	1.84
Canadian National Railway Co...	Media	1.80
Emerson Electric Company	Telecommunications	1.77
Hoya	Service	1.67
Veolia Environnement	Healthcare	1.61
Stryker Corporation	Consumer Services	1.57
Johnson Controls, Inc.	Business Services	1.56
Henry Schein, Inc.	Financial Services	1.56
Total Holdings		96
Total Stock Holdings		94
Total Bond Holdings		0
Assets in Top 10 Holdings		17.29

Sector Weightings

Sector	% Equity
Information	12.48
Software	0.57
Hardware	6.53
Media	4.42
Telecommunications	0.97
Service	59.69
Healthcare	27.55
Consumer Services	8.07
Business Services	19.41
Financial Services	4.66
Manufacturing	27.83
Consumer Goods	6.16
Industrial Materials	18.78
Energy	0.00
Utilities	2.89

Top 10 Countries

Country	% Equity
United States	51.13
United Kingdom	12.73
Japan	10.90
Germany	3.88
France	3.07
Belgium	2.47
Switzerland	2.41
Canada	2.41
Austria	1.94
Italy	1.86

World Regions

Region	% Equity
Greater Europe	31.45
Americas	53.90
Greater Asia	14.65

Operations

Fund Company	Henderson Global Inve...	Domicile	United Kingdom	Minimum Initial Purchase	1000 GBP
Phone	+44 (0)800 832 832	Currency	British Pound	Minimum Additional Purchase	500 GBP
Website	www.henderson.co.uk	UCITS	Yes	Minimum Monthly Investment	50 GBP
Inception Date	13 Feb 1995	Inc/Acc	Inc	Annual Management Fee	1.50%
Fund Manager	Kirsteen Morrison	Dividend Paying Frequency	N/A		
Manager Start Date	13 Feb 1995	ISIN	GB0007731200		
NAV (27 Mar 2007)	1.79 GBP	IMA Sector	Global Growth		
Total Net Assets (mil)	54.08 GBP	ISA	Yes		
		PEP	Yes		