

Skandia IM Ethical Acc

Morningstar Category Index

Used throughout report

Fund Benchmark

IMA Global Growth

Morningstar Rating™

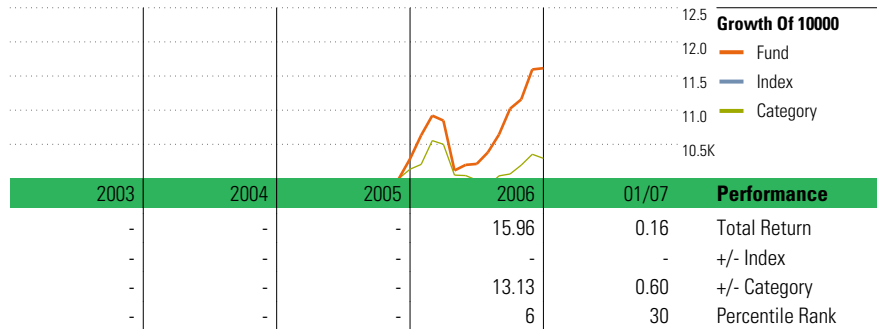
—

Morningstar Category™

Other

Investment Objective

To achieve the long term capital and income growth through investment in an international portfolio of securities issued by companies that demonstrate sound ethical practice.



Standardised Performance

Yr to	Yr to	Yr to	Yr to	Yr to
31 dec 02	31 dec 03	31 dec 04	31 dec 05	31 dec 06
-	-	-	-	15.96

12 Months Total Return (mid to mid). Source: Morningstar, basic rate tax, net income reinvested. This table complies with the FSA's regulations to compare different products from different providers.

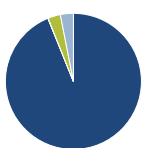
Trailing Returns (7 Feb 2007)

	Return %	+/-Idx	+/-Cat
3 Months	6.48	-	5.15
6 Months	18.11	-	14.19
1 Year	15.73	-	15.18
3 Years Annualised	-	-	-
5 Years Annualised	-	-	-

Quarterly Returns

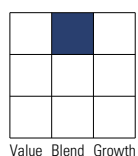
	1st qtr	2nd qtr	3rd qtr	4th qtr
2006	9.20	-6.61	4.34	8.97

Portfolio 31 Jul 2006



Asset Allocation	% Port
Stocks	93.88
Bonds	0.05
Cash	2.99
Other	3.08

Morningstar Equity Style Box™



	% Equity
Giant	36.53
Large	34.42
Medium	19.20
Small	6.96
Micro	2.89
Average Mkt	7638 GBP
Cap	

Risk Profile

3 Year Risk Measures

Alpha	-	Sharpe Ratio	-
Beta	-	Standard Dev	-
R-Squared	-		
Information Ratio	-		
Tracking Error	-		

Calculations use (where applicable)

Top 10 Holdings

	Sector	% Port
AEGON Ethical Equity Fund B Acc	—	7.14
F&C Stewardship Growth Fund ...	—	7.07
Norwich UK Ethical Fund 2 Acc	—	6.91
BG Grp	🔥	2.66
Barclays	💰	2.37
Royal Bank Of Scotland Grp	💰	2.03
Tesco	🏪	1.89
Man Grp	💰	1.70
AXA	💰	1.57
Adecco	💰	1.48
Total Holdings		82
Total Stock Holdings		75
Total Bond Holdings		0
Assets in Top 10 Holdings		34.82

Sector Weightings

	% Equity
Information	15.30
Software	1.95
Hardware	3.65
Media	3.93
Telecommunications	5.78
Service	58.16
Healthcare	3.08
Consumer Services	10.63
Business Services	10.90
Financial Services	33.55
Manufacturing	26.55
Consumer Goods	6.97
Industrial Materials	7.30
Energy	6.74
Utilities	5.54

Top 10 Countries

	% Equity
United Kingdom	59.19
Japan	7.97
United States	7.73
Switzerland	4.10
Netherlands	3.02
Spain	2.36
Canada	2.35
Hong Kong	2.18
Germany	2.14
France	1.67

World Regions

	% Equity
Greater Europe	76.45
Americas	10.08
Greater Asia	13.47

Operations

Fund Company	Skandia Investment Ma...	Domicile	United Kingdom	Minimum Initial Purchase	1000 GBP
Phone	+44 (0)238 033 4411	Currency	British Pound	Minimum Additional Purchase	500 GBP
Website	www.skandiainvestmentmana	UCITS	Yes	Minimum Monthly Investment	50 GBP
	gement.com	Inc/Acc	Acc	Annual Management Fee	1.25%
Inception Date	8 Apr 2005	ISIN	GB00B0JZPC21		
Fund Manager		IMA Sector	Global Growth		
Manager Start Date	8 Apr 2005	ISA	Yes		
NAV (7 Feb 2007)	0.66	PEP	Yes		
Total Net Assets (mil)	83.92 GBP				